



ASIAN GAMES
2018 | Jakarta
Palembang

ASIAN GAMES 2018

Jakarta, Indonesia

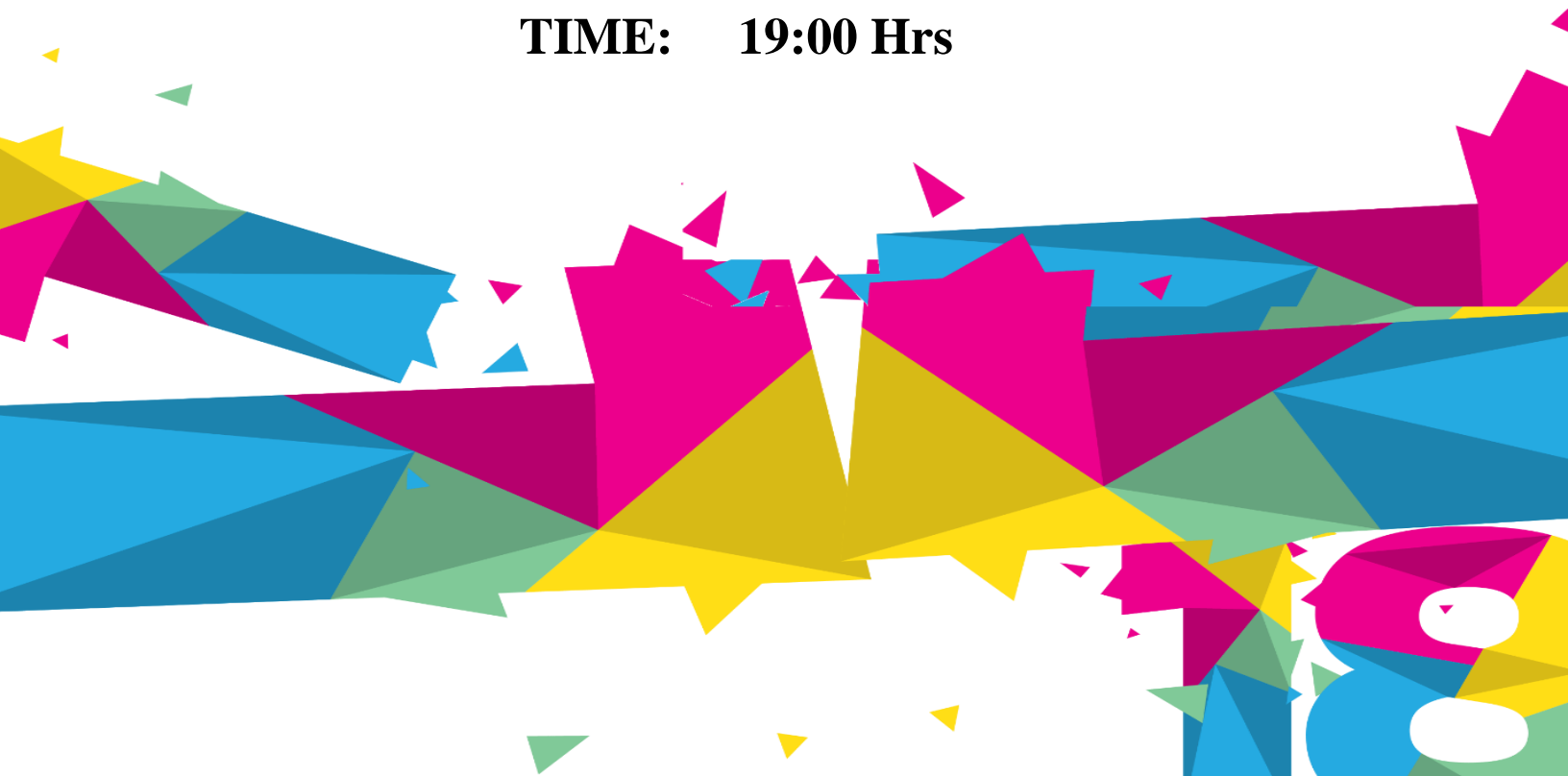
Istora Senayan Stadium

BADMINTON TEAM EVENTS

DRAWS CEREMONY

DATE: 16th August 2018

TIME: 19:00 Hrs



Draw Mechanism

Women's Team Participating Members

Ranking Order	Members	Seed
1	Japan	1
2	China	2
3	Thailand	3
4	Korea	4
5	Indonesia	
6	Chinese Taipei	
7	India	
8	Hong Kong China	
9	Maldives	
10	Pakistan	
11	Nepal	
12	Mongolia	

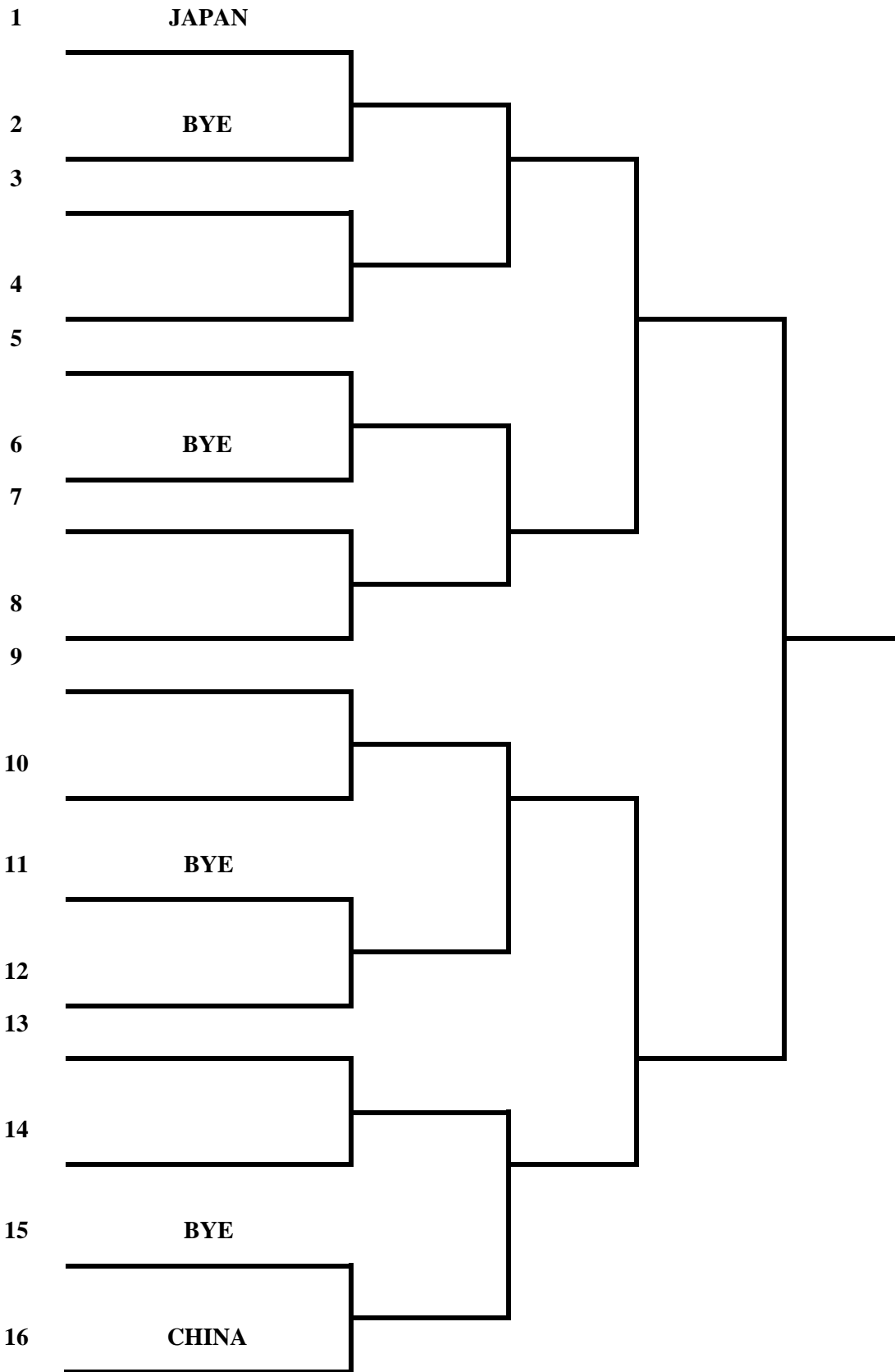
Based on overall team strength (BWF World Ranking Dated 9th August 2018)

Draws Mechanism

1. The Teams will be dealt with as follows:
 - I. Seed 1 and 2 will be place in Position 1 and 16
 - II. Seed 3 and 4 will be drawn into Position 5 and 12
 - III. The remaining teams will be randomly drawn into the other position accordingly.

Women's Team Draw

Quarter Finals Semi
 Finals



ASIAN GAMES 2018 - Women's Team Event

World Ranking Seeding Date : 9th August 2018

Ranking Order	Members		Ranking/point					Total Point	SEED
			1st Single	2nd Single	3rd Single	1st Double	2nd Double		
1	Japan	JPN	2	8	10	1	2	373,976.00	1
			87,743.00	63,487.00	55,586.00	85,798.00	81,362.00		
2	China	CHN	5	7	14	3	11	328,638.00	2
			73,689.00	71,669.00	48,946.00	80,926.00	53,408.00		
3	Thailand	THA	4	12	18	7	18	284,932.00	3
			77,307.00	54,602.00	43,002.00	67,022.00	42,999.00		
4	Korea	KOR	9	19	28	8	19	244,146.00	4
			59,153.00	41,614.00	36,460.00	66,899.00	40,020.00		
5	Indonesia	INA	22	40	42	4	10	235,847.00	
			40,450.00	31,309.00	30,473.00	76,145.00	57,470.00		
6	Chinese Taipei	TPE	1	27	34	26	38	231,823.00	
			96,817.00	36,582.00	34,013.00	35,597.00	28,814.00		
7	India	IND	3	11	50	29	35	225,587.00	
			84,214.00	55,194.00	25,075.00	31,456.00	29,648.00		
8	Hong Kong China	HKG	21	33	69	65	75	131,725.00	
			40,701.00	34,244.00	21,740.00	19,070.00	15,970.00		
9	Maldives	MDV	256	323	341	174	611	17,185.00	
			4,490.00	3,125.00	2,805.00	5,845.00	920.00		
10	Pakistan	PAK	327	439	507	0	0	6,220.00	
			3,100.00	1,750.00	1,370.00	0.00	0.00		
11	Nepal	NEP	572	572	572	514	514	6,040.00	
			1,100.00	1,100.00	1,100.00	1,370.00	1,370.00		
12	Mongolia	MGL	761	761	761	430	514	4,770.00	
			550.00	550.00	550.00	1,750.00	1,370.00		

Draw Mechanism

Men's Team Participating Members

Ranking Order	Members	Seed
1	China	1
2	Indonesia	2
3	Japan	3
4	Chinese Taipei	4
5	Malaysia	
6	India	
7	Korea	
8	Thailand	
9	Hong Kong China	
10	Nepal	
11	Maldives	
12	Pakistan	
13	Mongolia	

Based on overall team strength (BWF World Ranking Dated 9th August 2018)

Draws Mechanism

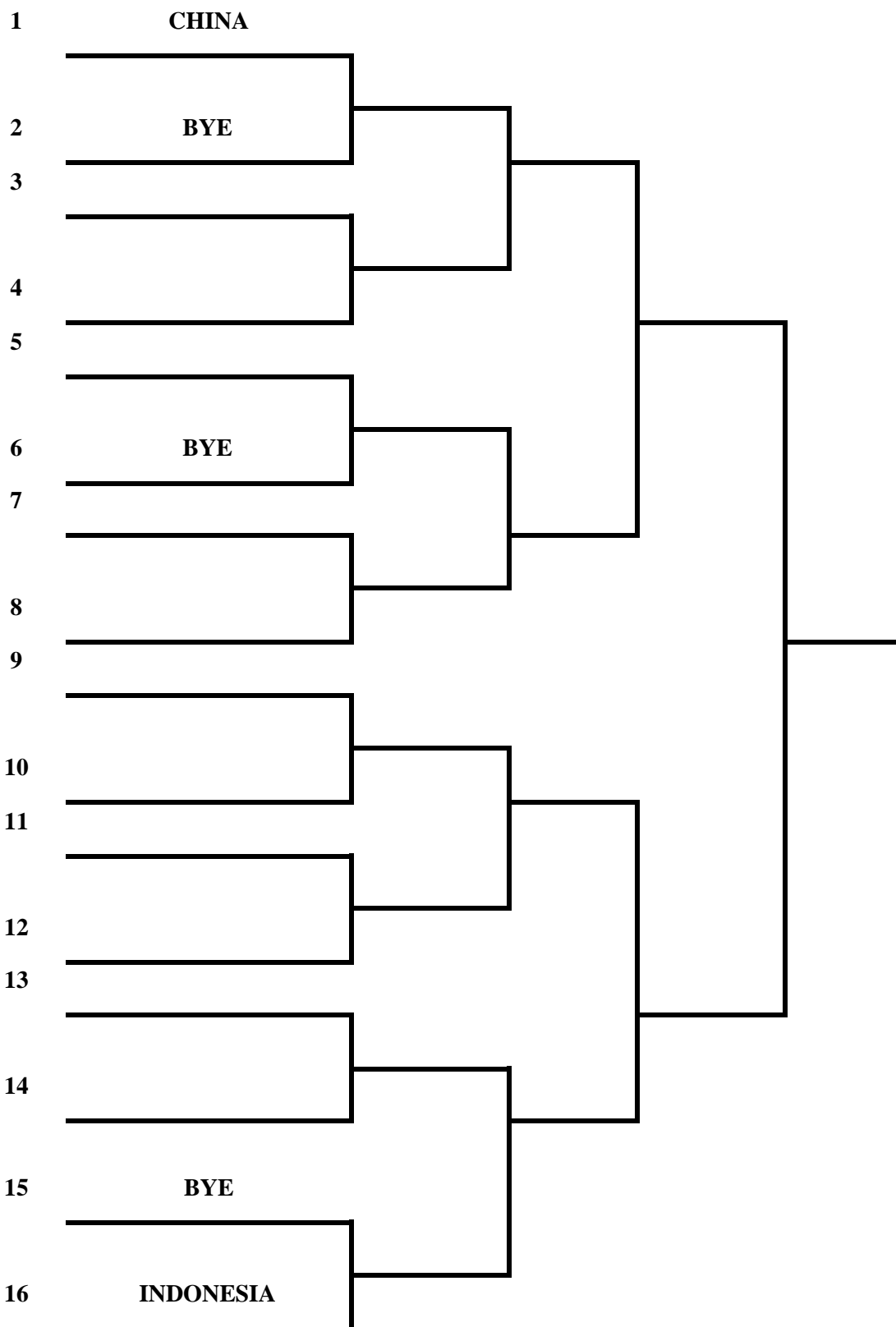
1. The Teams will be dealt with as follows:
 - I. Seed 1 and 2 will be place in Position 1 and 16
 - II. Seed 3 and 4 will be drawn into Position 5 and 12
 - III. The remaining teams will be randomly drawn into the other position accordingly.

Men's Team Draw

Quarter Finals

Semi
Finals

Finals



ASIAN GAMES 2018 - Men's Team Event

World Ranking Seeding Date : 9th August 2018

Ranking Order	Members		Ranking/point					Total Point	SEED
			1st Single	2nd Single	3rd Single	1st Double	2nd Double		
1	China	CHN	2	7	14	2	4	348,478.00	1
			80,722.00	64,048.00	52,113.00	76,985.00	74,610.00		
2	Indonesia	INA	12	13	15	1	9	314,717.00	2
			52,815.00	52,400.00	49,783.00	102,683.00	57,036.00		
3	Japan	JPN	4	10	19	3	7	312,798.00	3
			73,907.00	54,387.00	44,877.00	75,285.00	64,342.00		
4	Chinese Taipei	TPE	6	18	35	10	12	261,467.00	4
			68,544.00	45,252.00	37,340.00	56,081.00	54,250.00		
5	Malaysia	MAS	3	27	44	11	24	245,311.00	
			77,383.00	41,410.00	31,960.00	54,434.00	40,124.00		
6	India	IND	8	11	21	23	28	240,214.00	
			63,835.00	54,260.00	44,451.00	41,046.00	36,622.00		
7	Korea	KOR	5	25	33	34	36	214,377.00	
			68,812.00	42,200.00	37,679.00	33,417.00	32,269.00		
8	Thailand	THA	20	23	28	21	39	200,572.00	
			44,603.00	44,042.00	40,375.00	41,740.00	29,812.00		
9	Hong Kong China	HKG	9	29	40	40	109	168,505.00	
			55,298.00	39,558.00	32,571.00	29,645.00	11,433.00		
10	Nepal	NEP	230	425	454	235	595	16,869.00	
			6,446.00	2,470.00	2,205.00	4,378.00	1,370.00		
11	Maldives	MDV	276	492	885	303	695	11,630.00	
			4,855.00	1,885.00	600.00	3,120.00	1,170.00		
12	Pakistan	PAK	515	515	602	256	404	10,870.00	
			1,750.00	1,750.00	1,370.00	3,870.00	2,130.00		
13	Mongolia	MGL	568	926	926	731	731	4,430.00	
			1,490.00	550.00	550.00	920.00	920.00		